

How to access State Assessment Results Parent Guide

Where can I find my child's assessment results?

STAAR 2022-2023 Results will be available for parents to access through their Skyward Family Access Portal on the following dates:

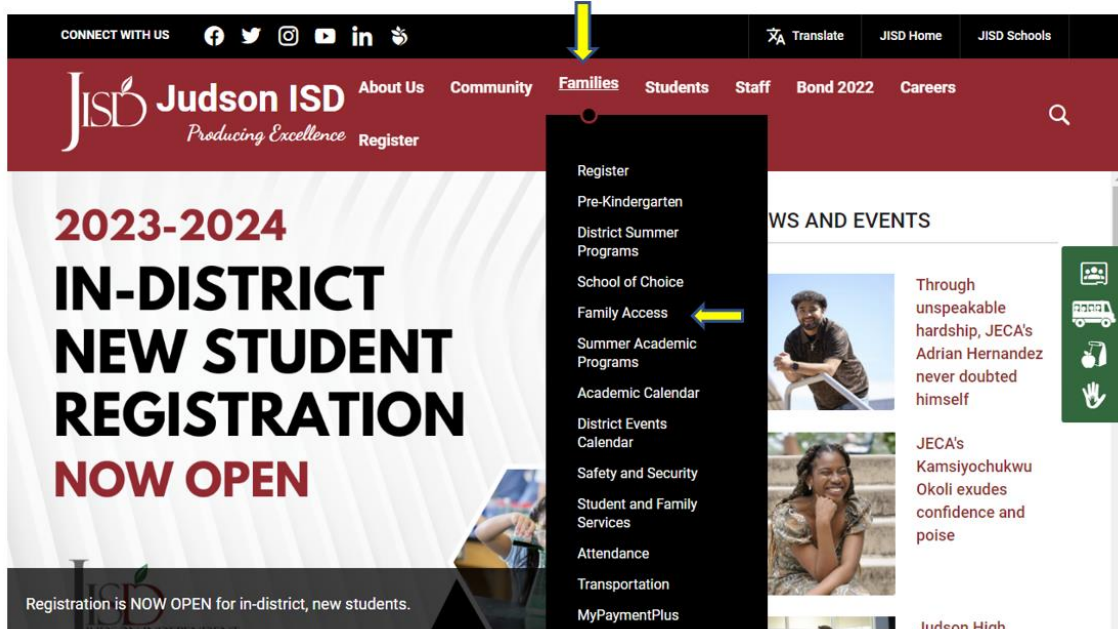
June 30th, 2023 – Results for STAAR EOC Spring Administration

August 16th, 2023 – Results for STAAR 3rd-8th Spring Administration

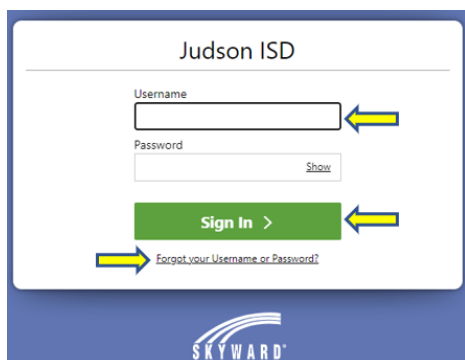
September 5th, 2023 – Results for STAAR EOC June Administration

Where can I find my child's assessment results?

1. Log into your Skyward Family Access Portal by visiting judsoinisd.org
2. Under **Families** TAB and click **"Family Access"** option



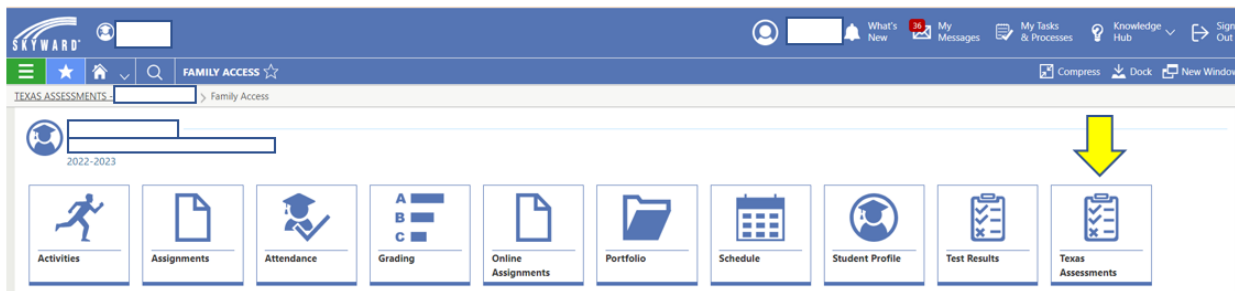
3. Enter your username and password and **Sign In**. If you don't remember your username or password, select the option "Forgot your Username or Password" option.



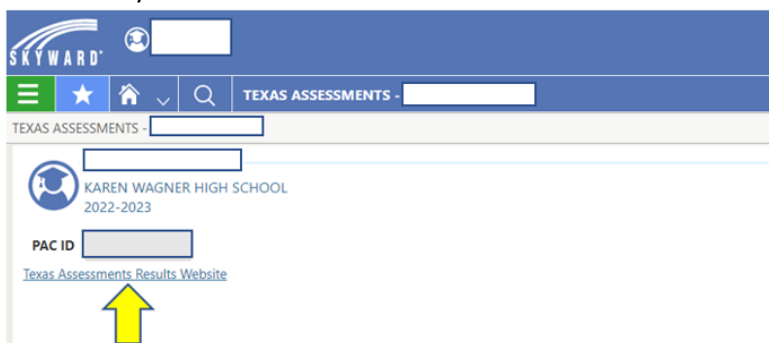
The screenshot shows the Skyward Family Access Portal login page. It has a blue header with the 'Judson ISD' logo. Below the header, there are input fields for 'Username' and 'Password'. The 'Password' field has a 'Show' button next to it. A green 'Sign In >' button is located below the password field. Below the sign-in button, there is a link that says 'Forgot your Username or Password?'. A yellow arrow points to the 'Sign In >' button, and another yellow arrow points to the 'Forgot your Username or Password?' link. The Skyward logo is at the bottom of the page.



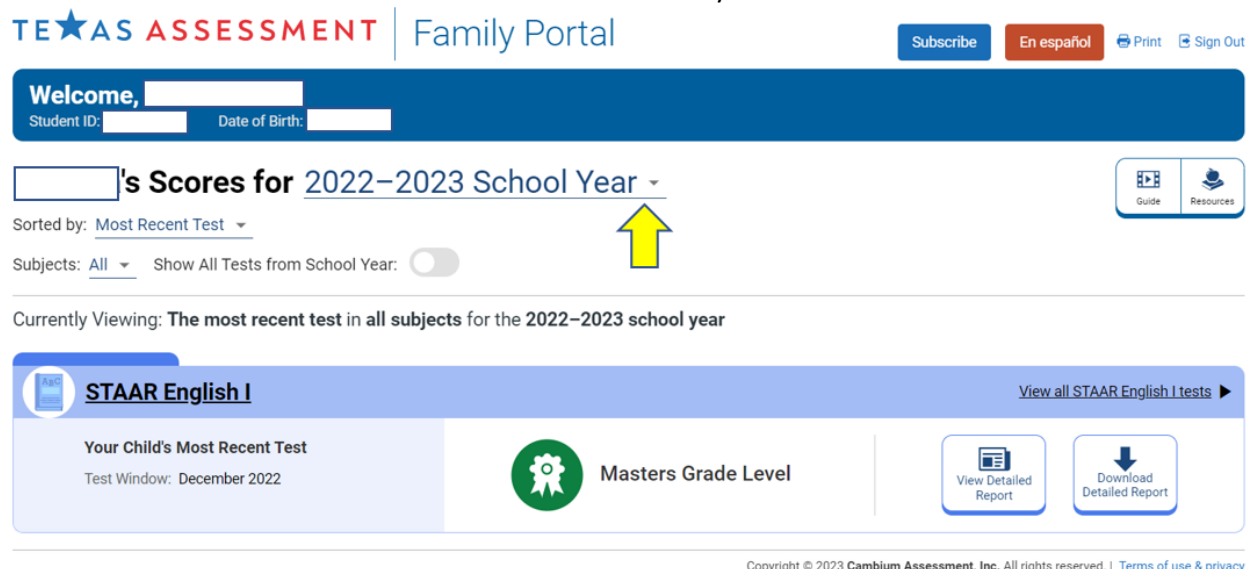
4. Once you log in, you will see the following screen. You will select the **"Texas Assessment"** icon.



5. The following box will appear. You will click on the Texas Assessment Website link that appears as indicated by the arrow below.



6. You will now have access to the Texas Assessment Family Portal. The assessments on that screen will be the assessments evaluated on the 2022-2023 school year.





7. You also have the option to select other years from the dropdown menu as indicated on the image below. You may click on “View Detailed Report” or “Download Detailed Report.”

The screenshot shows the TEAS Assessment Family Portal interface. At the top, there is a navigation bar with the TEAS Assessment logo, a 'Family Portal' link, and buttons for 'Subscribe', 'En español', 'Print', and 'Sign Out'. Below the navigation bar, a 'Welcome' banner displays a student ID and date of birth. The main content area shows 'Your Child's Scores for 2022-2023 School Year'. A dropdown menu is open, showing a list of school years from 2022-2023 down to 2016-2017. A yellow arrow points to the dropdown menu. To the right of the dropdown, there are buttons for 'View Detailed Report' and 'Download Detailed Report', with another yellow arrow pointing to the 'Download Detailed Report' button.

8. A report on your selection will be generated.

The screenshot shows the detailed report for STAAR English I. The report includes the following information:

- Test:** STAAR English I
- Test Window:** December 2022
- School:** KAREN WAGNER H (015916008)
- Score:** 4780
- Performance Level:** Masters Grade Level
- Lexile Score:** 1623L

The report also displays 'Your Child's Overall Results' with a '92nd Percentile' and a 'Masters Grade Level' achievement. A bar chart shows the distribution of scores across different proficiency levels, with the student's score (4780) highlighted in green.

The 'Cumulative History' table shows the following data:

Subject	Test Date	Scale Score	Proficiency
Algebra I	Spring 2022	4541	Masters Grade Level
Biology	Spring 2022	5462	Masters Grade Level
English I	December 2022	4780	Masters Grade Level
English II	TEST NOT TAKEN		
U.S. History	TEST NOT TAKEN		

If you have any questions or concerns about accessing the Skyward Family Access Portal, please contact the Judson ISD Help Desk at (210) 945-5473.

For any questions in reference to your child's scores, please contact your school administrator.